REV. LTR.	DESCRIPTION	APPROVAL	DATE
A2	Update drawing	W.Q.LI	2024.06.06

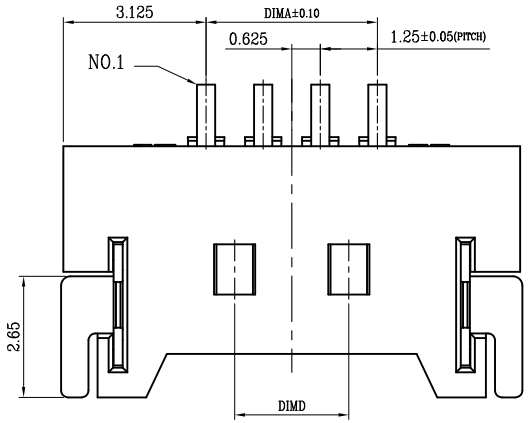

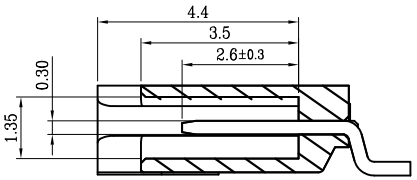

SECTION A-A

Specifications:

1. Voltage rating:125V AC/DC.
2. Current rating:1.0A AC/DC.
3. Withstanding voltage:500V AC/minute.
4. Ambient temperature range:-40～+105℃.
5. Insulation resistance: ≧500MΩ.
6. Contact resistance: ≦20mΩ.
7. Applicable wire Sizes:AWG#28～#32.
8. Housing①:PA6T UL94-0 Natural.
9. Upper terminal②:Brass/Tin Plating.
10. Fitting Nail③:Brass/Tin Plating.

Outside drawing

Product material No:
EN125PWT—**—* * *—*

- NO OF Poles
- Terminal Plating
  - B=Bright-Tin
  - M=Mist-Tin
  - G=Gold flash
- Plastic Material
  - P=PA6T
  - T=PA9T
  - L=LCP
- Plastic Color
  - Y=Faint Yellow
  - R=Red
  - B=Black
  - W=White
- Packing
  - T=Tube
  - B=Bag
  - R=Tape&Reel

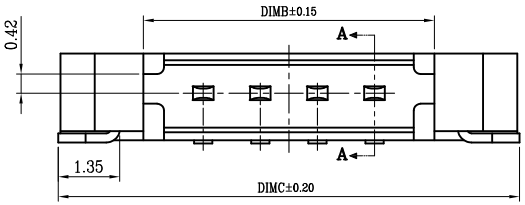

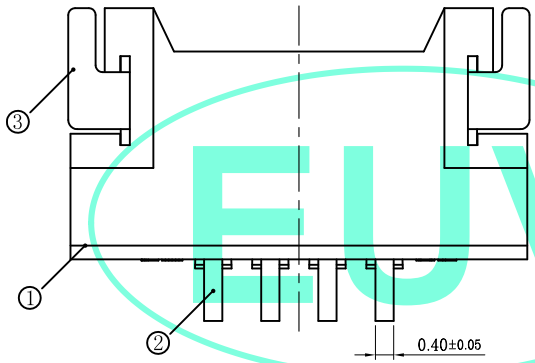

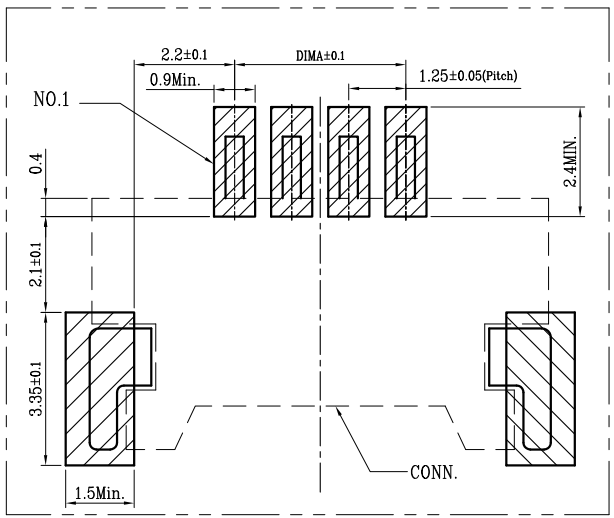

Recommended P.C.B Layout
General Tolerance±0.05

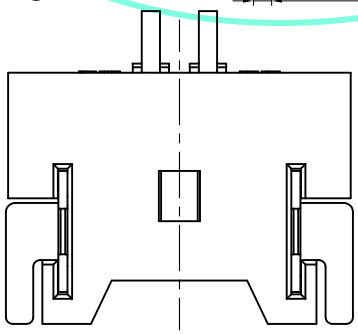

2~3 Pin结构外形(锁扣窗口)

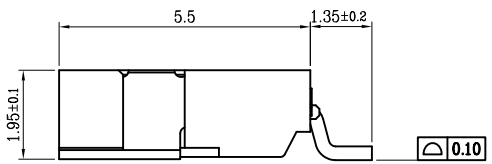

Poles	DIM A	DIM B	DIM C	DIM D	Poles	DIM A	DIM B	DIM C	DIM D
2P	1.25	3.87	7.60	0.00	12P	13.75	16.37	20.10	12.50
3P	2.50	5.12	8.85	0.00	13P	15.00	17.62	21.35	13.75
4P	3.75	6.37	10.10	2.50	14P	16.25	18.87	22.60	15.00
5P	5.00	7.62	11.35	3.75	15P	17.50	20.12	23.85	16.25
6P	6.25	8.87	12.60	5.00	16P	18.75	21.37	25.10	17.50
7P	7.50	10.12	13.85	6.25	17P	20.00	22.62	26.35	18.75
8P	8.75	11.37	15.10	7.50	18P	21.25	23.87	27.60	20.00
9P	10.00	12.62	16.35	8.75	19P	22.50	25.12	28.85	21.25
10P	11.25	13.87	17.60	10.00	20P	23.75	26.37	30.10	22.50
11P	12.50	15.12	18.85	11.25					

http://www.euvchn.com		®EUV ELECTRONICS CO.,LTD 兆進電子有限公司			
30~Above ±0.30	ANGLE:∠±1°				
10~30 ±0.20	SCALE:1:1	TITLE	1.25mm Connectors (90° SMT)		
5~10 ±0.15	SHEET:1 OF 1	PART NO.	EN125PWT-**-***-*		
0~5 ±0.10	PROJECT	APPROVAL	CHECK	DRAWN	DATE
TOLERANCESARE (UNIT:mm)	SIZE:A4	W.Q.LI	X.H.LIN	K.J.ZENG	2024.06.06