REV. LTR.	DESCRIPTION	APPROVAL	DATE
A2	Update drawing	W.Q.LI	2024.06.06

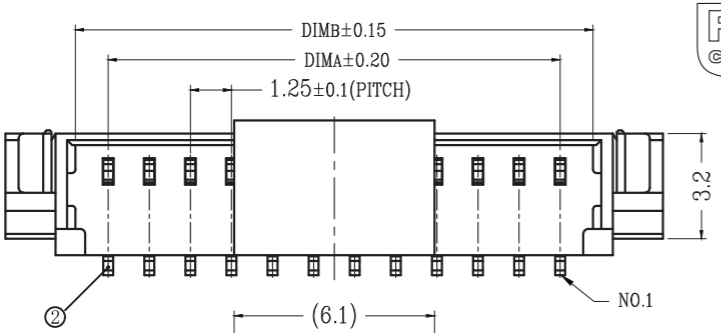

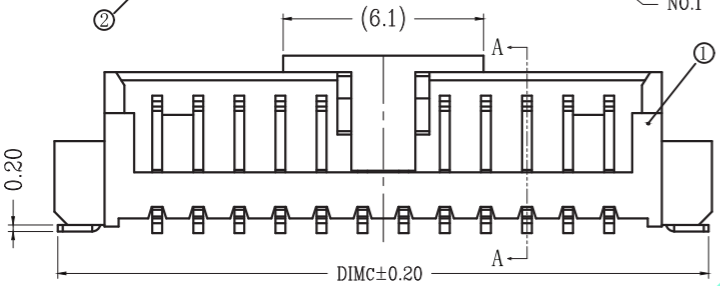

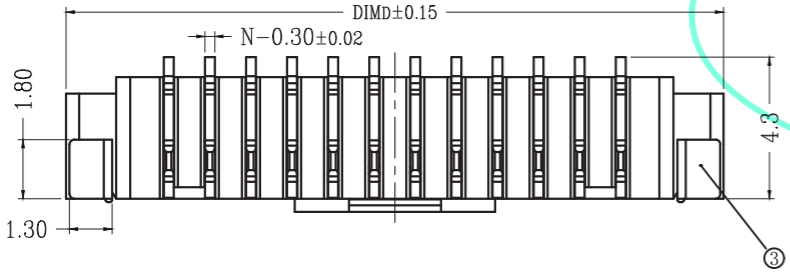

Specifications:

1. Voltage rating:125V AC/DC.
2. Current rating:1.0A AC/DC.
3. Withstanding voltage:500V AC/minute.
4. Ambient temperature range:-25～+85℃.
5. Insulation resistance:≧100MΩ.
6. Contact resistance:≦20mΩ.
7. Applicable wire Sizes:AWG#26～#32.
8. Lock Configuration:2 to 3Pin is1, ≧4Pin 2.
9. Housing①:LCP UL94V-0 Natural.
10. Upper terminal②:Brass/Tin Plating.
11. Fitting Nail③:Brass/Tin Plating.
12. Cover④:LCP UL94V-0 Natural.



Outside drawing

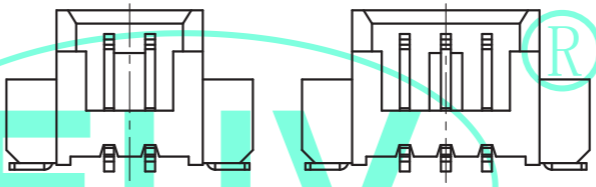

LOCK CONFIGURATION (锁扣位置)

Product material No:

EN125ALT-**-* * *-*

- NO OF Poles
- Terminal Plating
  - B=Bright-Tin
  - M=Matt-Tin
  - G=Gold flash
- Plastic Material
  - P=PA6T
  - T=PA9T
  - L=LCP
- Packing
  - T=Tube
  - B=Bag
  - R=Tape&Reel
- Plastic Color
  - Y=Faint Yellow
  - R=Red
  - B=Black
  - W=White

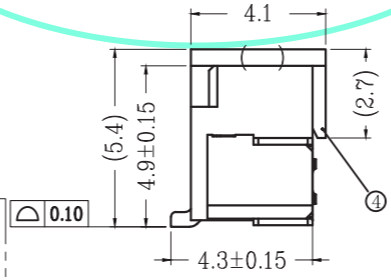

Pin number:

Poles	DIM A	DIM B	DIM C	DIM D	Poles	DIM A	DIM B	DIM C	DIM D
2P	1.25	3.25	7.30	7.50	12P	13.75	15.75	19.80	20.00
3P	2.50	4.50	8.55	8.75	13P	15.00	17.00	21.05	21.25
4P	3.75	5.75	9.80	10.00	14P	16.25	18.25	22.30	22.50
5P	5.00	7.00	11.05	11.25	15P	17.50	19.50	23.55	23.75
6P	6.25	8.25	12.30	12.50	16P	18.75	20.75	24.80	25.00
7P	7.50	9.50	13.55	13.75	17P	20.00	22.00	26.05	26.25
8P	8.75	10.75	14.80	15.00	18P	21.25	23.25	27.30	27.50
9P	10.00	12.00	16.05	16.25	19P	22.50	24.50	28.55	28.75
10P	11.25	13.25	17.30	17.50	20P	23.75	25.75	29.80	30.00
11P	12.50	14.50	18.55	18.75					

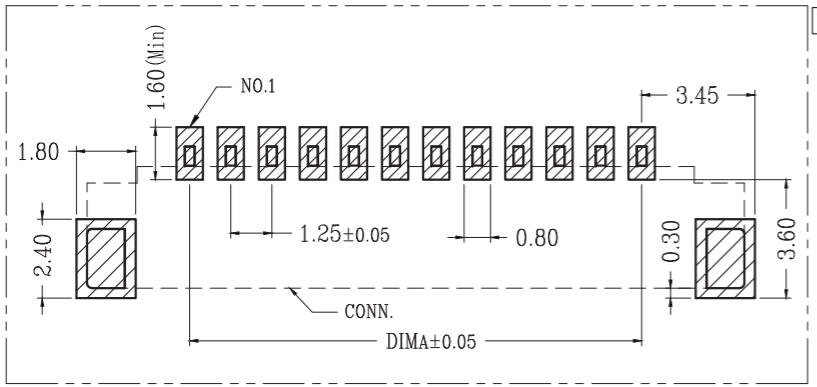

Recommended P.C.B Layout

General Tolerance±0.05

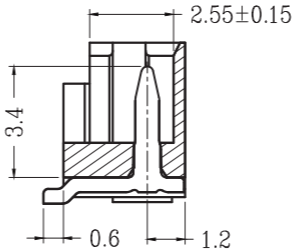

WITHOUT COVER

SECTION A-A

http://www.euvchn.com		EUV ELECTRONICS CO.,LTD 兆進電子有限公司			
30~Above ±0.30	ANGLE: ∠±1°				
10~30 ±0.20	SCALE:1:1	TITLE	1.25mm Connectors (180° SMT)		
5~10 ±0.15	SHEET:1 OF 1	PART NO.	EN125ALT-**-***-*		
0~5 ±0.10	PROJECT	APPROVAL	CHECK	DRAWN	DATE
TOLERANCESARE (UNIT:mm)	SIZE:A4	W.Q.LI	X.H.LIN	K.J.ZENG	2024.06.06